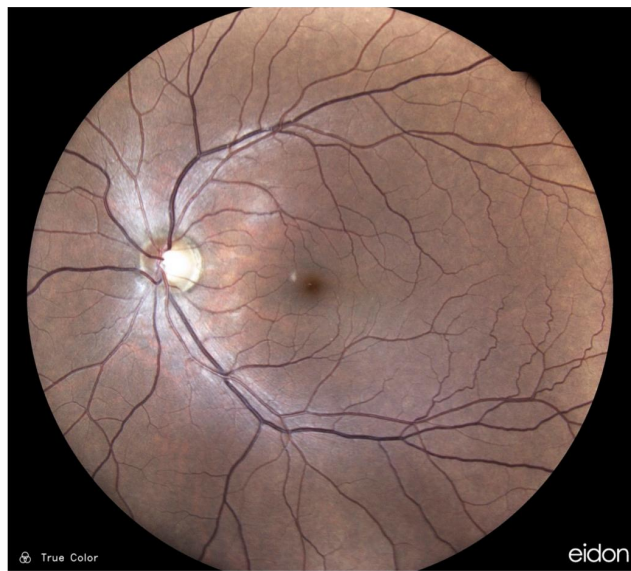
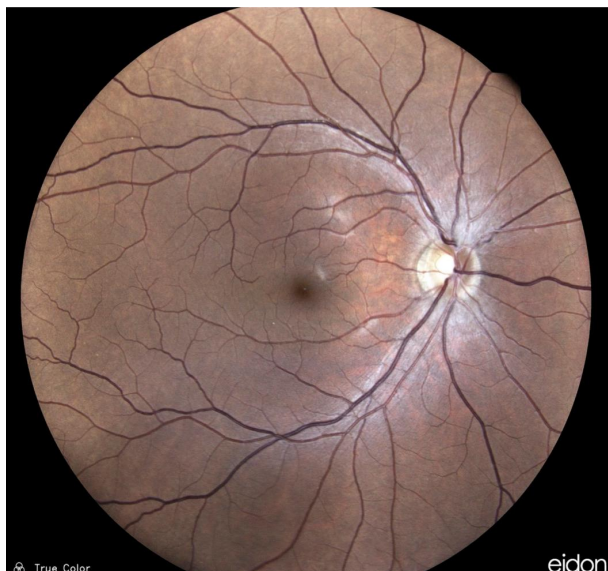
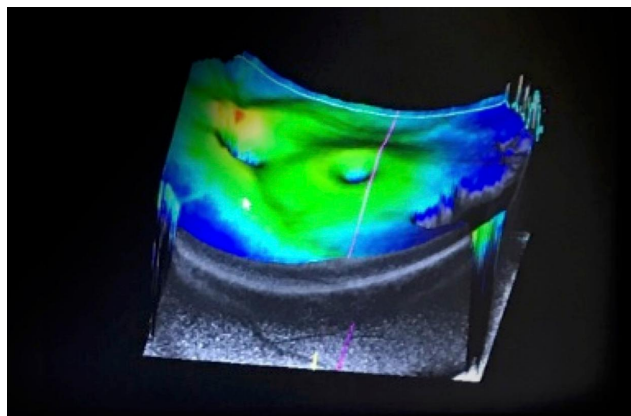
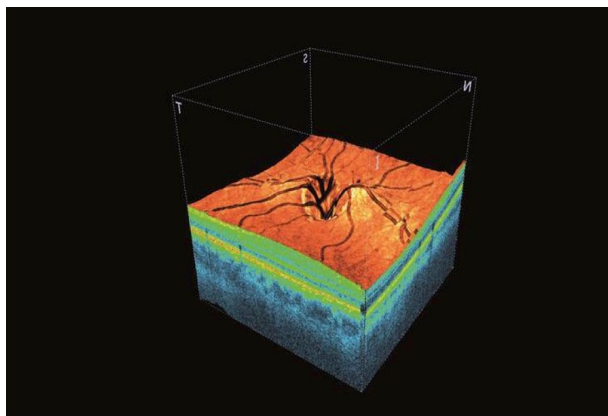


## RETINAL SCREENING

Optical coherence tomography (OCT) is a painless, non-invasive 3D scanning procedure that enables your optometrist to obtain high quality images below the surface of your retina. In addition to taking images of the back of your eyes with a digital retinal camera, an OCT scan explores the deeper layers of your retina - a window into your general health.

As changes in your vision often begin to occur in your 40s - changes which may not always be visible on the surface or have any symptoms, it is recommended to have a baseline OCT scan then, so the status of your eye health can be documented for future reference. Catching subtle changes early is crucial in preventing pathologies leading to blindness.



### Vanessa Thai

BOptom (Melbourne)  
GCOT SpecCertMPP  
Registered Optometrist (Part 1)  
Postgraduate Certificate in Ocular Therapeutics  
Specialist Certificate in the Management of Paediatric Patients

[vthai@southside.com.hk](mailto:vthai@southside.com.hk)

6/F, One Island South  
Suite 615, 2 Heung Yip Road  
Hong Kong  
2592 9000  
[enquiriesrb@southside.com.hk](mailto:enquiriesrb@southside.com.hk)